

# Year 2 Terms 3 & 4 Music






## Musical Spotlight: Inventing a Musical Story

**Social Question: How does music make the world a better place?**



**Curriculum Key Question: Where have we come from? Where are we going?**

**Topics: Who inspires you? How does your garden grow?**

Understanding Music	Improvise Together	Listen and Respond
Let's find and keep a steady beat.	Keep a steady beat when improvising.	Listen to the music carefully, move to the music.
Play or clap simple rhythmic patterns using long and short sounds.	Clap four-beat rhythms, creating long and short sounds.	Respond to the questions and use any musical words that you know. Explore your feelings and thoughts towards the music.
Respond to different high and low pitches. 	Improvise using one, two or three notes, using A, B and C.  How many notes did you improvise with?	Enjoy some 'Did You Know?' facts about the song. Do you know any more? 
SONG 1 <b>Rainbows</b> Style: Pop	SONG 2 <b>Hands, Feet, Heart</b> Style: Kwela	SONG 3 <b>All Around The World</b> Style: Pop
<p><b>Vocal</b> Singing with a clear voice and expressing the words with meaning is important. Did you sing with good posture? How fast or slow did you think the tempo of the music was?</p> <p><b>Instrumental</b> Which part did you play? </p> <p><b>Glockenspiel:</b> <b>Part 1:</b> C, D, E <b>Part 2:</b> C, D, E</p> <p><b>Recorder:</b> <b>Part 1:</b> G, A, B <b>Part 2:</b> G, A, B</p> <p><b>Compose</b> Which notes or symbols did you compose with?</p>	<p><b>Vocal</b> Singing with actions is fun and helps you to remember the words. Did you sing with actions? What do you think this song is about?</p> <p><b>Instrumental</b> Which part did you play? </p> <p><b>Glockenspiel:</b> <b>Part 1:</b> E, F, G, A, B, C <b>Part 2:</b> E, F, G, A, B, C</p> <p><b>Recorder:</b> <b>Part 1:</b> G, A, C <b>Part 2:</b> G, A, C</p> <p><b>Improvise</b> Which notes did you improvise with? Did you use one, two or three notes?</p>	<p><b>Vocal</b> When singing, posture is very important. Try standing or sitting in a relaxed position with level shoulders, hands on your legs and feet placed hip-width apart. How was your posture? Have you been a superstar, singing a solo? Did you notice the call and response between vocal parts?</p> <p><b>Perform</b> Which songs did you perform? Which was your favourite? Did you include the Musical Spotlight and Social Question as part of your performance?</p>

