









<p>Expectations</p> <ul style="list-style-type: none"> I can create different effects with different technology tools. I can combine a mixture of text, graphics and sound to share my ideas and learning. I can use appropriate keyboard commands to amend text on my device, including making use of a spellchecker. I can evaluate my work and improve its effectiveness. I can use an appropriate tool to share my work online. 	<p>Vocabulary to use</p> <table border="1"> <tr> <td data-bbox="714 268 1025 861"> <p>Animate/animation App Backspace Clipart Copy Delete Document Edit Enter Folder Font Greenscreen Image Insert Narration Keyboard</p> </td> <td data-bbox="1025 268 1352 861"> <p>Open Photo(graph) Print Right click Save Select Shift Slides Software Sound Space bar Text Video / Film</p> <p><i>Vocabulary to develop</i></p> <p><i>Layout</i> <i>Style</i></p> </td> </tr> </table>	<p>Animate/animation App Backspace Clipart Copy Delete Document Edit Enter Folder Font Greenscreen Image Insert Narration Keyboard</p>	<p>Open Photo(graph) Print Right click Save Select Shift Slides Software Sound Space bar Text Video / Film</p> <p><i>Vocabulary to develop</i></p> <p><i>Layout</i> <i>Style</i></p>	<p>Skills</p> <ul style="list-style-type: none"> Use individual fingers to input text and use SHIFT key to type characters. Amend text by highlighting and using SELECT/DELETE and COPY/PASTE. Swap between letters and symbol input on a tablet Add shapes and word art to documents and presentations Navigate to save and retrieve files Use images saved to camera roll within a variety of Apps. Use Save and Save As on laptops and PCs. Copy and rename files to edit on tablets 	
<p>Animate/animation App Backspace Clipart Copy Delete Document Edit Enter Folder Font Greenscreen Image Insert Narration Keyboard</p>	<p>Open Photo(graph) Print Right click Save Select Shift Slides Software Sound Space bar Text Video / Film</p> <p><i>Vocabulary to develop</i></p> <p><i>Layout</i> <i>Style</i></p>				
<p>Expected prior learning</p> <ul style="list-style-type: none"> Save and open documents and images Increasing confidence to use keyboard including spacebar, enter and shift Knowledge of online tools to share learning Knowledge of software and apps to make images 	<p>Cross curriculum context</p> <ul style="list-style-type: none"> English Capture learning in a topic Choose to use technology to present historical, geographical, religious, cultural, mathematical, or other learning 	<p>Experiences</p> <ul style="list-style-type: none"> Create eBook with text, images and hyperlinks and sound Manipulate an image for effect Create a mood with sound Video (<i>and greenscreen</i>) Edit text within slides and documents Create a word cloud 			
<p>Concepts and understanding</p> <ul style="list-style-type: none"> Text, graphics, and sound can be combined to present ideas and learning Evaluating work can improve the effectiveness of outcomes 	<p>Develop Computational thinking</p> <p>Expectations: Computational thinker model http://bit.ly/comptinkingSomerset</p> <table border="1"> <tr> <td data-bbox="714 1273 1288 1455"> <p>Attitudes Comfortable making mistakes Perseverance Imagination Collaboration</p> </td> <td data-bbox="1288 1273 1534 1455">  </td> <td data-bbox="1534 1273 2168 1455"> <p>Skills Pattern recognition Decomposition Algorithm design Abstraction and generalisation</p> </td> </tr> </table>		<p>Attitudes Comfortable making mistakes Perseverance Imagination Collaboration</p>		<p>Skills Pattern recognition Decomposition Algorithm design Abstraction and generalisation</p>
<p>Attitudes Comfortable making mistakes Perseverance Imagination Collaboration</p>		<p>Skills Pattern recognition Decomposition Algorithm design Abstraction and generalisation</p>			

<p>Expectations</p> <ul style="list-style-type: none"> • I can break an open-ended problem up into smaller parts. • I can put programming commands into a sequence to achieve a specific outcome. • I keep testing my program and can recognise when I need to debug it. • I can use repeat commands. • I can describe the algorithm I will need for a simple task. • I can detect a problem in an algorithm which could result in unsuccessful programming. 	<p>Vocabulary to use</p>		<p>Skills</p> <ul style="list-style-type: none"> • Connect peripheral devices using USB lead • Use Save and Save As, • Copy and rename files to edit • Use repeat commands • Continual testing of parts as a program is made • Run parts of a program without a control block • Add a control block when needed in a program • Add sound to a program • Add a background • Change costume of a sprite • Make and run a program for more than one sprite • Use decomposition to identify parts of a problem • Plan an algorithm for a specific outcome • Debug a program
<p>Expected prior learning</p> <ul style="list-style-type: none"> • Predict outcome of a short sequence of commands • Debug a short sequence • Use word algorithm for planning before making a short sequence to make something happen 	<p>Algorithm Background Block Collaboration Command Debug Imagine Make mistakes Movement Pattern Persevere Repeat Sequence</p>	<p>Sprite Stage Wait / Pause</p> <p><i>Vocabulary to develop</i></p> <p><i>Control</i> <i>Costume</i> <i>Event</i> <i>Forever</i> <i>Implement</i> <i>Input</i> <i>Output</i> <i>Rotation</i></p>	<p>Experiences</p> <ul style="list-style-type: none"> • Guided exploration of Scratch blocks • Prediction of outcomes of short sequences • Use of block challenges to assess knowledge • Think through an algorithm for a dance, RAG, and implement as a program • Debug own and programs of others • Investigate, modify, and make an interactive story • Apply knowledge using other software / apps • <i>Apply knowledge to program a physical object</i>
<p>Concepts and understanding</p> <ul style="list-style-type: none"> • Use of 'Repeat' will make a program more efficient • An algorithm can be implemented as a program • A problem in an algorithm can lead to unsuccessful programming 	<p>Develop Computational thinking</p> <p>Attitudes Comfortable making mistakes Perseverance Imagination Collaboration</p>		<p>Expectations: Computational thinker model http://bit.ly/comptinkingSomerset</p> <p>Skills Pattern recognition Decomposition Algorithm design Abstraction and generalisation</p> 

Year 3 Technology in our Lives Knowledge Map

<p>Expectations</p> <ul style="list-style-type: none"> I can save and retrieve work on the Internet, the school network, or my own device. I can talk about the parts of a computer. I can tell you ways to communicate with others online. I can describe the World Wide Web as the part of the Internet that contains websites. I can use search tools to find and use an appropriate website. I think about whether I can use images that I find online in my own work. 	<p>Vocabulary to use</p> <p>Communicate Computing devices email Internet QR Code Search engine Search result World Wide Web</p>	<p>Vocabulary to develop</p> <p><i>Copyright</i> <i>Filter</i> <i>Reliability</i> <i>Webpage</i> <i>Website</i></p>	<p>Skills</p> <ul style="list-style-type: none"> Navigate public drive to save and retrieve files Charge and store devices appropriately Use an appropriate search engine eg Swiggle Ask relevant questions and identify key words Use + and – and " to filter results of a search Evaluate information online Talk about reliability of information Identify images that can be used in my work <i>Scan a QR code</i> <i>Create a QR code</i> Use an appropriate tool to communicate online Explain understanding of Internet and World Wide Web
<p>Expected prior learning</p> <ul style="list-style-type: none"> Supported to use appropriate search engine eg Swiggle Follow links/QR codes to websites Today's technology helps us in different ways, including our learning Consider reliability of an image or simple text Consider similarities and differences between online and physical world 	<p>Cross curriculum context</p> <ul style="list-style-type: none"> English: ask relevant questions, explain understanding of information, develop and order ideas, use spoken language, identify main ideas, write for different purposes Explore information for a topic Investigate information for historical, geographical, religious, cultural, mathematical or other learning 	<p>Experiences</p> <ul style="list-style-type: none"> Find information on local computer Explanation of Internet and World Wide Web Identify an appropriate search engine Use an appropriate search engine to find information relevant to current topic Filter searches to efficiently find information <i>Create a QR code</i> <i>Communicate safely with others online</i> <i>Investigate reliability of information</i> 	
<p>Concepts and understanding</p> <ul style="list-style-type: none"> World wide web is one part of the Internet that includes websites Not all information online is reliable (or in books) Different search engines provide different results 	<p>Develop Computational thinking</p> <p>Expectations: Computational thinker model http://bit.ly/comptinkingSomerset</p> <p>Attitudes Comfortable making mistakes Perseverance Imagination Collaboration</p>  <p>Skills Pattern recognition Decomposition Algorithm design Abstraction and generalisation</p>		

Year 3 Data Handling Knowledge Map

<p>Expectations</p> <ul style="list-style-type: none"> I can talk about the different ways data can be organised. I can search a ready-made database to answer questions. I can collect data help me answer a question. I can add to a database. I can make a branching database. I can use a data logger to monitor changes and can talk about the information collected. 	<p>Vocabulary to use</p> <table border="1"> <tr> <td data-bbox="705 268 1028 691"> <p>Branching database Chart Collect Database Data logger Decision tree Graph Investigate Questions Record</p> </td> <td data-bbox="1028 268 1364 691"> <p>Results Tally Sort Venn diagram</p> <p><i>Vocabulary to develop</i></p> <p><i>Data</i> <i>Information</i> <i>Interpret</i></p> </td> </tr> </table>		<p>Branching database Chart Collect Database Data logger Decision tree Graph Investigate Questions Record</p>	<p>Results Tally Sort Venn diagram</p> <p><i>Vocabulary to develop</i></p> <p><i>Data</i> <i>Information</i> <i>Interpret</i></p>	<p>Skills</p> <ul style="list-style-type: none"> Connect peripheral devices using USB lead Use images saved to camera roll within a variety of Apps. Use Save and Save As on laptops and PCs. Use a datalogger or data logging app Take photographs Use appropriate apps and/or software to collect and record data Present data for others to understand Make decisions about data to be collected
<p>Branching database Chart Collect Database Data logger Decision tree Graph Investigate Questions Record</p>	<p>Results Tally Sort Venn diagram</p> <p><i>Vocabulary to develop</i></p> <p><i>Data</i> <i>Information</i> <i>Interpret</i></p>				
<p>Expected prior learning</p> <ul style="list-style-type: none"> Use a decision tree / branching database Talk about data collected by other people See data / information presented in different ways Create a block graph Generate questions for an investigation 	<p>Cross curriculum context</p> <ul style="list-style-type: none"> English: ask relevant questions, explain understanding of information, develop and order ideas, use spoken language to share learning Maths: Use appropriate software and apps to present and interpret data. Interpret data collected with data loggers.. Investigate and represent information for scientific, geographical, mathematical or other learning 		<p>Experiences</p> <ul style="list-style-type: none"> Explore different ways to represent data Explore a ready-made database Use a datalogger to investigate shadows around the school Collect, organise, and present data about the game's children play on electronic devices <i>Play Top Trumps and talk about the data used</i> <i>Use a branching database and database to sort information about animals</i> <i>Draw and interpret a graph about animals</i> <i>Investigate light in different parts of the school</i> 		
<p>Concepts and understanding</p> <ul style="list-style-type: none"> Data-loggers, or data logging apps, sense and record changes Data can be represented in different ways Different investigations may need data collected in different ways 	<p>Develop Computational thinking</p> <p>Expectations: Computational thinker model http://bit.ly/comptinkingSomerset</p> <table border="1"> <tr> <td data-bbox="705 1264 1288 1455"> <p>Attitudes</p> <p>Comfortable making mistakes</p> <p>Perseverance</p> <p>Imagination</p> <p>Collaboration</p> </td> <td data-bbox="1288 1264 1534 1455">  </td> <td data-bbox="1534 1264 2166 1455"> <p>Skills</p> <p>Pattern recognition</p> <p>Decomposition</p> <p>Algorithm design</p> <p>Abstraction and generalisation</p> </td> </tr> </table>		<p>Attitudes</p> <p>Comfortable making mistakes</p> <p>Perseverance</p> <p>Imagination</p> <p>Collaboration</p>		<p>Skills</p> <p>Pattern recognition</p> <p>Decomposition</p> <p>Algorithm design</p> <p>Abstraction and generalisation</p>
<p>Attitudes</p> <p>Comfortable making mistakes</p> <p>Perseverance</p> <p>Imagination</p> <p>Collaboration</p>		<p>Skills</p> <p>Pattern recognition</p> <p>Decomposition</p> <p>Algorithm design</p> <p>Abstraction and generalisation</p>			