


Year 4 Art: Term 6: Still Life





Curriculum Key Question:
How can I express myself?
Topic: Where does our food come from?

What should I already know?


- To draw from observation with confidence
- To use shading and make making.
- To add simple repeat patterns and texture to drawings.



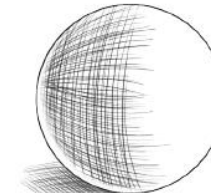
Paul Cézanne



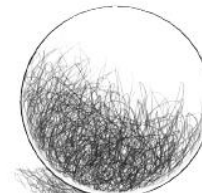
Hatching




Contour Hatching



Crosshatching



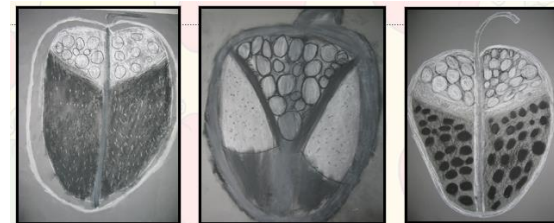
Random Hatching



Stippling



Ink Wash



Skills I will develop:

- To select a range of graded pencils to use a variety of taught techniques.
- To draw from observation with accuracy over a sustained period to produce detailed drawings.
- To create detailed and accurate patterns.
- To develop their own style using mixed media and tonal contrast.
- To begin to develop an awareness of composition, scale and proportion.

Key Vocabulary

Paul Cézanne: 1839-1906: French painter, famous of still life paintings.

Shading: To darken an area of a picture by drawing many parallel lines or by filling in with a dark colour.

Mark making: To use a pencil or charcoal to make distinct line patterns, often to create shade.

Accuracy: To observe the object carefully to ensure the drawing is a true likeness.

Texture: Creating the look and feel of the surface through drawing techniques.

Pencil: Using a variety of pencil types and weights to create different shading effects.

Realism: Presenting artwork like the object; being a true likeness.

