

# Year 2 Term 1 Art: Where in the world does a tiger live?



**Curriculum Key Question: How can I express myself?**  
**Topic: Where in the world does a tiger live?**

To be able to identify colours and the objects that are associated with them.

To be able to identify primary colours.

To be able to mix primary colours to create secondary colours.

To be able to create light and dark shades of colour.

To be able to produce art based on the work of Chagall.










To use layering to create a picture.


## What should I already know?

- Paint using a range of brushes with increasing control.
- Experiment with paint media using a variety of tools: brushes, hands, rollers and pads. Experiment with line and pattern.
- Name the primary colours and start to predict what secondary colours will be made.

**SECONDARY COLOURS**

Secondary colours are made by mixing primary colours together.

 yellow	+	 blue	=	 green
 red	+	 blue	=	 purple
 red	+	 yellow	=	 orange



## Key Vocabulary

- **Primary colours** – one of the three colours, red, yellow, and blue, that can be mixed together in different ways to make any other colour
- **Secondary colours** – one of the three colours – orange, green, or purple – that can be made by mixing together two of the primary colours
- **Chagall** - Marc Chagall was a Russian-French artist.
- **Brushstroke** - A line, shape or texture created by putting paint on a surface with a paint brush.
- **Layering** - Layering is also a gradual build up of light and /or dark values and requires several applications before the desired result is achieved.

## Skills I will develop:

- Experiment with mark making using brushes, brush ends.
- Learn how to mix secondary colours.
- Make colours lighter or darker using white and black. (Tints and shades).
- Make marks of different thicknesses and shape.
- Create a layered effect using different collage materials, tissue paper, fabric.
- Use a suitable brush to produce marks appropriate to work.

