




<p style="text-align: center;">Maths</p> <p>Number: Addition and Subtraction</p> <ul style="list-style-type: none"> ○ Add and subtract numbers with up to 4-digits using the formal written methods of columnar addition and subtraction ○ Estimate and use inverse operations to check answers to a calculation ○ Solve addition and subtraction two step problems in contexts, deciding which operations and methods to use and why <p>Measurement: Length and Perimeter</p> <ul style="list-style-type: none"> ○ Measure and calculate the perimeter of a rectilinear figure (including squares) in centimetres and metres. ○ Convert between different units of measure (for example, kilometre to metre). <p>Number: Multiplication and Division</p> <ul style="list-style-type: none"> ○ Recall and use multiplication and division facts for multiplication tables up to 12 X 12 ○ Count in multiples of 6, 7, 9, 25 and 1000 ○ Use place value, known and derived facts to multiply and divide mentally ○ Solve problems involving multiplying and adding, including using the distributive law to multiply two-digit numbers by one-digit 		<p style="text-align: center;">Science</p> <ul style="list-style-type: none"> ○ Describe and explain sound sources ○ Explain how different sounds travel Explore ways to change the pitch of a sound ○ Investigate ways to absorb sound – string telephone and soundproofing ○ Make a musical instrument to play different sounds <p style="text-align: center;">R.E.</p> <p>Question for the term: What kind of world did Jesus want?</p> <p style="text-align: center;">D.T.</p> <ul style="list-style-type: none"> ○ Sewing seasonal stockings 	
<p style="text-align: center;">English</p> <p>Key Text – ‘The Great Kapok Tree’ by Lynne Cherry</p> <ul style="list-style-type: none"> ○ Design settings ○ Retrieve information from non-fiction ○ Use of dictionary and thesaurus ○ Fronted adverbials ○ Direct speech ○ Persuasive writing – dilemma story and letters 	 	<p>Dates for the diary</p> <ul style="list-style-type: none"> ○ Thursday 5th November – class photographs ○ Thursday 19th November – OWL Adventures ○ Carnival Day Friday 4th December – a themed activity day in school. Children can come to school dressed in carnival attire ready for a fun-filled carnival day! 	
<p style="text-align: center;">P.E.</p> <ul style="list-style-type: none"> ○ Dance (carnival theme – dance of the animals) 	<p style="text-align: center;">Music</p> <ul style="list-style-type: none"> ○ Exploring arrangements ○ Carnival music ○ Preparation for BANES Carol Service 	<p style="text-align: center;">Art</p> <p>Brazilian Art</p> <ul style="list-style-type: none"> ○ Brazilian artist – Romero Britto ○ Carnival headdresses ○ Rainforest and animal art <p style="text-align: center;">ICT</p> <ul style="list-style-type: none"> ○ Handling data 	<p style="text-align: center;">Geography</p> <ul style="list-style-type: none"> ○ Know the location of Brazil ○ Explore the physical geography of Brazil ○ Understand the importance of the Amazon rainforest ○ Find out about the urbanisation of Brazil ○ Explore life in a Brazilian city ○ Explore Rio de Janeiro as a tourist destination ○ Explore the culture of Brazil

