



Home Learning – Week commencing 15.06.20

Year 6

Dear Parents. Tapestry is now live: <https://tapestryjournal.com/> Please login and view the teachers' videos on the 'Memos' tab and share any learning or activities on the 'Observations' tab. Thank you! We seek to provide daily, meaningful learning activities that parents can provide some level of support with. We hope children will be encouraged to maintain their learning through the activities below as much as possible. Please can all recorded work be completed in the blank exercise book that has been sent home, apart from where the task dictates otherwise. Please use this area of our website for useful information: <http://bathwickstmary.org/home-learning-resources-2/> Please feel free to adapt or change the activity for your child if appropriate. Thank you for your on-going support. Mr. Purkiss

Dear Year 6,

It was really special seeing so many of you last week and being able to teach you all again in person. We hope you enjoyed your time and we are looking forward to this week. Well done for settling back in so well and being a total pleasure to be with. We are proud of all of you. And thank you to the children at home who are still working hard without us. We will share your show parts with you this week – you all did great auditions and we know you will be fantastic!

At the end of this week it is World Refugee Day 2020 (Saturday 20th). As this is part of our 'diversity' topic most of our learning this week will be linked to this important topic. <https://www.unhcr.org/refugeeday/> There is a sport activity you can take part in called 'Take a step'. Visit the website for more details.

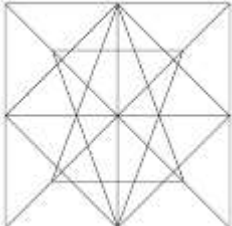
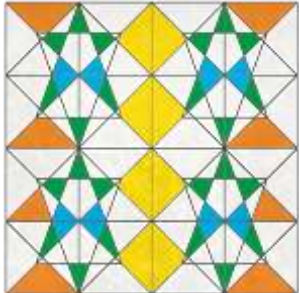
All resources you need for your work at home this week will be added to Tapestry on the days you need them and not on the website.



Miss Bowman and Miss Manaton.

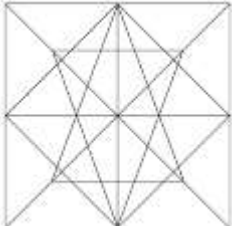
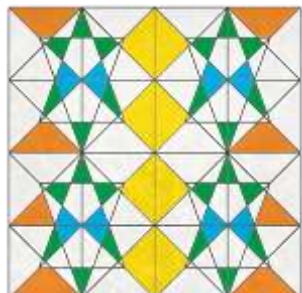
Topics this term: Diversity

Class reading book: Millions by Frank Cottrell Boyce.

Group A	Morning Activity		Afternoon activities/topic
Monday In School	If you aren't in school you will find links to what we are doing (or similar) on Tapestry. Please be aware that in school we will be doing very different practical things (including trying to create a show) which will not be as easy to set for home learning. Just do your best with the work we send you.		
Tuesday In School			
Wednesday Home	English Morning Activity	Maths Morning Activity	Afternoon activities/topic
	<p>Refugees –Mahmoud's story.</p> <p>Use the powerpoint called World Refugee Week and view lesson 1. You will watch a video about a boy called Mahmoud. https://www.globalcitizen.org/en/content/mahmouds-story-a-10-year-old-refugees-journey-from/</p> <p>He is a refugee like the man in The Arrival. Try to answer the simple retrieval questions about the video. Then watch the second video on the page and compare Mahmoud's life to how it was before. What has changed? What can you learn about refugees?</p> <p>Challenge: Watch some real life stories on https://www.unhcr.org/uk/stories.html and answer the questions on the powerpoint. What have you found out about immigration?</p>	<p>Marvellous Money – Lesson1: Re-read page 39 in your revision guide and look over the questions that we have already answered on that page.</p> <p>Have a go at the Marvellous Money Lesson 1 sheet. There are a lot of questions so just do as many as you can in the time.</p> <p>Challenge: There is a 3 mark question at the end of the sheet to have a go at!</p>	<p>Science - Charles Darwin Last week we started to learn about adaptation and how living things change over time to better adapt to their surroundings. This week we will learn about the famous scientist who first came up with theories of evolution – Charles Darwin.</p> <p>Start by watching the following videos: https://youtu.be/JBEPLuU6qOE https://youtu.be/sdg6R2s-d04 https://www.youtube.com/watch?v=WVK72JxXPTk&safe=true</p> <p>In your book record all that you have found out as notes and list any key vocabulary.</p> <p>Now visit this site and find out about the expedition Darwin made on HMS Beagle. https://www.arcgis.com/apps/MapTour/index.html?appid=dee8797954fe4526953075225c26646c</p>

			<p>I have put on a video on Tapestry with a link to an excellent free app that I have found for you to try. Watch my video to find out more!</p> <p>Your task: Create a fact file or a 'wanted' poster all about Darwin and his work in the Galapagos islands in particular. What did he discover? What did the finches show him? What was his theory about the origin of the species? See an example on Tapestry.</p>
<p>Thursday</p> <p>Home</p>	<p>'Syria research'</p> <p>Today you will learn about refugees from Syria. To start with, spend some time watching videos, reading through the information about Syria and why this led to people becoming refugees. Use the newsround link below:</p> <p>https://www.bbc.co.uk/newsround/16979186</p> <p>In your book note down what you have found out. The war in Syria is quite complicated so just learn the basics. Remember our visit from the KES teacher and author Catherine Bruton and her brilliant book 'No ballet shoes in Syria'. She was inspired by this awful situation and chose to write a book.</p> <p>Your task: use your 5 senses (touch, taste, smell, hear, sight) to describe in a short written piece what is so special about your home. Try to use sentences such as; 'My favourite tastes at home are...'; 'This smell reminds me of home...'; 'When I hear ... I know I am home' and so on.</p> <p>Challenge: Think about the importance of home, and how it would feel to have to live somewhere different, for example in a refugee camp. What if you didn't feel safe in your home? Would some aspects of home stay the same, and others change? Can you write a comparison with how you feel about your home.</p>	<p>Marvellous Money – Lesson 2:</p> <p>Yesterday, we looked at money handling questions. Today, we are going to do more problem solving problems involving money!</p> <p>Today's questions are a longer word problems (like yesterday's Challenge question). Have a go at solving them, making sure you show your working out fully!</p> <p>Challenge: There is a challenge question at the end of the sheet.</p>	<p>R.E.</p> <p>We are going to look at Islamic patterns today. In many Islamic countries, buildings including mosques are decorated with elaborate tile patterns.</p> <p>First, look through the PowerPoint. Think about the shapes that are being used and how they are used – how have they been repeated? Looking at the images of Islamic tiles, can you spot any of those shapes from the slides?</p> <p>Next, use the instruction guide to draw out this shape grid:</p>  <p>Then, you can either keep just one pattern, or you can repeat this pattern. Finally, using coloured pencils, fill in with colour where you want to make shapes. You can colour across the lines to create different unique shapes:</p> 

<p>Friday</p> <p>Home</p>	<p>'A boy just like me'</p> <p>A young boy was also inspired to write about refugees. Watch the videos about him https://www.youtube.com/watch?v=dHrAvC9uXxA&safe=true</p> <p>https://www.bbc.co.uk/news/av/uk-england-sussex-44527172/sussex-10-year-old-has-refugee-book-published</p> <p>I have also read the full book to you on Tapestry if you want to follow it.</p> <p>His book 'There's a boy like me' describes his views about how children can be both alike and different.</p> <p>Your task: Make a list in your book and compare yourself to the refugee children you have heard about so far – what is similar about you and what is different? Make some observations as to why you might be different.</p> <p>Challenge: Try to show some of these differences with drawings. Can you illustrate your ideas?</p>	<p>Merchandise Maths!</p> <p>As it is Refugee Week, this task looks at charity items that are on sale! You have 4 different items with a price label attached and have to answer the 6 questions about these items.</p> <p>Challenge: I have given you the same items but changed the costings. Have a go at answering the same questions for the new time costs.</p>	<p>Art – Through the eyes</p>  <p>Look at the images and read the article I have added to Tapestry like the one above.</p> <p>It was painted by a refugee artist. Look through the examples I have added in Tapestry of eyes children have drawn too. Can you try your own version of this? In the iris of the eye the artist has chosen an image to represent the sadness refugees may have faced in fleeing their homes. What image will you add in there?</p> <p>You may use a mixture of materials although I would focus on pen and drawing pencils. You might find looking closely at your own eye very helpful.</p>
<p>Group B</p>	<p>English Activity</p>	<p>Maths Activity</p>	<p>Afternoon activities/topic</p>
<p>Monday</p> <p>Home</p>	<p>Refugees –Mahmoud's story.</p> <p>Use the powerpoint called World Refugee Week and view lesson 1. You will watch a video about a boy called Mahmoud. https://www.globalcitizen.org/en/content/mahmouds-story-a-10-year-old-refugees-journey-from/</p> <p>He is a refugee like the man in The Arrival. Try to answer the simple retrieval questions about the video. The watch the second video on the page and compare Mahmoud's life to how it was before. What has changed? What can you learn about refugees?</p> <p>Challenge:</p> <p>Watch some real life stories on https://www.unhcr.org/uk/stories.html and answer the questions on the powerpoint.</p>	<p>Marvellous Money – Lesson1:</p> <p>Re-read page 39 in your revision guide and look over the questions that we have already answered on that page.</p> <p>Have a go at the Marvellous Money Lesson 1 sheet. There are a lot of questions so just do as many as you can in the time.</p> <p>Challenge: There is a 3 mark question at the end of the sheet to have a go at!</p>	<p>Art – Through the eyes</p>  <p>Look at the images and read the article I have added to Tapestry like the one above.</p> <p>It was painted by a refugee artist. Look through the examples I have added in Tapestry of eyes children have drawn too. Can you try your own version of this? In the iris of the eye the artist has chosen an image to represent the sadness refugees may have faced in fleeing their homes. What image will you add in there?</p> <p>You may use a mixture of materials although I would focus on pen and</p>

	What have you found out about immigration?		drawing pencils. You might find looking closely at your own eye very helpful.
Tuesday Home	<p>Syria research' Today you will learn about refugees from Syria. To start with, spend some time watching videos, reading through the information about Syria and why this led to people becoming refugees. Use the newsround link below:</p> <p>https://www.bbc.co.uk/newsround/16979186</p> <p>In your book note down what you have found out. The war in Syria is quite complicated so just to learn the basics. Remember our visit from the KES teacher and author Catherine Bruton and her brilliant book 'No ballet shoes in Syria'. She was inspired by this awful situation and chose to write a book.</p> <p>Your task: use your 5 senses (touch, taste, smell, hear, sight) to describe in a short written piece what is so special about your home. Try to use sentences such as; 'My favourite tastes at home are...'; 'This smell reminds me of home...'; 'When I hear ... I know I am home' and so on.</p> <p>Challenge: Think about the importance of home, and how it would feel to have to live somewhere different, for example in a refugee camp. What if you didn't feel safe in your home? Would some aspects of home stay the same, and others change? Can you write a comparison with how you feel about your home.</p>	<p>Marvellous Money – Lesson 2: Yesterday, we looked at money handling questions. Today, we are going to do more problem solving problems involving money!</p> <p>Today's questions are a longer word problems (like yesterday's Challenge question). Have a go at solving them, making sure you show your working out fully!</p> <p>Challenge: There is a challenge question at the end of the sheet.</p>	<p>R.E. We are going to look at Islamic patterns today. In many Islamic countries, buildings including mosques are decorated with elaborate tile patterns.</p> <p>First, look through the PowerPoint. Think about the shapes that are being used and how they are used – how have they been repeated? Looking at the images of Islamic tiles, can you spot any of those shapes from the slides?</p> <p>Next, use the instruction guide to draw out this shape grid:</p>  <p>Then, you can either keep just one pattern, or you can repeat this pattern. Finally, using coloured pencils, fill in with colour where you want to make shapes. You can colour across the lines to create different unique shapes:</p> 
Wednesday Home	<p>'A boy just like me' A young boy was also inspired to write about refugees. Watch the videos about him https://www.youtube.com/watch?v=dHrAvC9uXxA&safe=true https://www.bbc.co.uk/news/av/uk-england-sussex-44527172/sussex-10-year-old-has-refugee-book-published</p>	<p>Merchandise Maths! As it is Refugee Week, this task looks at charity items that are on sale! You have 4 different items with a price label attached and have to answer the 6 questions about these items.</p> <p>Challenge: I have given you the same items but changed the costings. Have a</p>	<p>Science - Charles Darwin Last week we started to learn about adaptation and how living things change over time to better adapt to their surroundings. This week we will learn about the famous scientist who first came up with theories of evolution – Charles Darwin.</p>

	<p>I have also read the full book to you on Tapestry if you want to follow it.</p> <p>His book 'There's a boy like me' describes his views about how children can be both alike and different.</p> <p>Make a list in your book and compare yourself to the refugee children you have heard about so far – what is similar about you and what is different? Make some comments as to why you might be different.</p> <p>Challenge: Try to show some of these differences with drawings. Can you illustrate your ideas?</p>	<p>go at answering the same questions for the new time costs.</p>	<p>Start by watching the following videos: https://youtu.be/JBEPuU6qOE https://youtu.be/sdg6R2s-d04 https://www.youtube.com/watch?v=WVK72JxXPTk&safe=true</p> <p>In your book record all that you have found out as notes and list any key vocabulary.</p> <p>Now visit this site and find out about the expedition Darwin made on HMS Beagle. https://www.arcgis.com/apps/MapTour/index.html?appid=dee8797954fe4526953075225c26646c</p> <p>I have put on a video on Tapestry with a link to an excellent free app that I have found for you to try. Watch my video to find out more!</p> <p>Your task: Create a fact file or 'wanted' poster all about Darwin and his work in the Galapagos islands in particular. What did he discover? What did the finches show him? What was his theory about the origin of the species? See an example on Tapestry.</p>
Morning activity			Afternoon activities/Topic
Thursday School	If you aren't returning to school you will find links to what we are doing (or similar) on Tapestry. Please be aware that in school we will be doing very different things (including trying to create a show) which will not be as easy to set for home learning. Just do your best with the work we send you.		
Friday School			
Works best for Daily activities and practice:			
<p>Daily reading: Please record this in your reading diary. Can you write an extended book review for any of your reading.</p>	<p>Daily spelling / phonics practice: Try to go on to https://spellingframe.co.uk/</p> <p>Visit the year 5 and 6 words. This week please play rule 50 (some other homophones to try). Practise these all week and then try to test yourself as often as you can. If you are finding them easy then try another rule.</p> <p>There will be no separate lesson on spelling now – you will need to test yourself or play the games at the end of a week.</p>	<p>Daily Times tables / mental maths: Please practice the following times tables, ensuring you know the inverse operation for each (e.g. divide).</p> <p>Year 3-6: https://play.ttrockstars.com/auth/school/student/32670</p> <p>Year 1-2: https://www.topmarks.co.uk/maths-games/hit-the-button</p> <p>Refer to our website and videos here for calculation methods. : http://bathwickstmary.org/our-creative-curriculum/</p>	<p>What can you do to be active and get fresh air and exercise? (In line with any Government advice).</p> <p>We will try and have some PE lessons in school when you all return.</p>
Weekly Extension Project / Challenge Activity			
<p>Alice in lockdown –land! You will find our your parts this week. Start to learn your lines and think about how you might move around on the stage, stand and what you might wear. We have put a copy of the script and lyrics onto Tapestry. This year we are unable to provide costumes so please look out for our costumes ideas on Tapestry and start to see what you can come up with.</p> <p>Start to find your materials ready to make your mosque – this will now have to be at home. We will set you a DT day next week.</p>			