



# Home Learning – Week commencing 22.6.2020


Year 3


Dear Parents. Tapestry is now live: <https://tapestryjournal.com/> Please login and view the teachers' videos on the 'Memos' tab and share any learning or activities on the 'Observations' tab. Thank you! We seek to provide daily, meaningful learning activities that parents can provide some level of support with. We hope children will be encouraged to maintain their learning through the activities below as much as possible. Please can all recorded work be completed in the blank exercise book that has been sent home, apart from where the task dictates otherwise. Please use this area of our website for useful information: <http://bathwickstmary.org/home-learning-resources-2/>. Please feel free to adapt or change the activity for your child if appropriate. Thank you for your on-going support. Mr. Purkiss

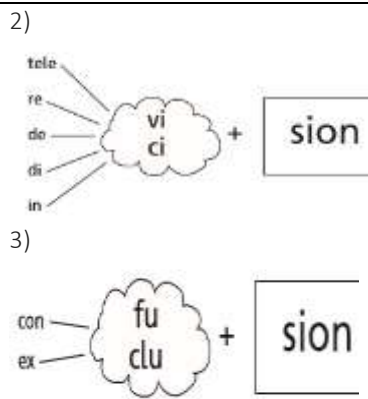
*Dear Year 3,*

Welcome to term 6. This term's topic theme is 'moving and growing'. We have a very science-based topic this term and there will be lots of things that you will find out about plants, food, our bodies, skeletons, muscles and how we can keep our minds and our bodies healthy. We are very much looking forward to sharing your learning with you. Keep smiling and keep shining in all you do.

*From Mrs Herron & Mrs Elliott*

	English	Maths	Topic
<b>Monday</b>	<p><b>Reading</b></p> <p>In the text from last week about the jungle it mentions a Soupee bird. Read the instructions for uncovering a Soupee bird.</p> <p>What would you like to be able to see up close? E.g. a unicorn, a wizard, a minotaur, a mermaid, a Pokemon, a T-Rex, something else?</p> <p>Draw and label a trap to draw them out of their hiding place in the jungle. Be careful not to harm the creature?</p> <p><b>Challenge-</b> What do you need to be careful off, when tempting out this creature?</p>	<p><b>This week is all about problem solving-</b></p> <p>Attached to the home- learning is a maths mystery game with 5 sections to complete. Can you solve the mystery using the clues?</p> <p><b>The Mystery of the missing glue sticks part 1</b></p> <p><b>1) Read the instructions and the information</b></p> <p><b>2) Solve clue 1</b></p> <p><b>Challenge-</b> Write your own sentence using the same code.</p>	<p><b>TOPIC- science- Plants Flowers</b></p> <p>Draw and label your own diagram of a flower using the attached diagram as a guide. The video clip will also help you to see different parts of a flower.</p> <p><a href="https://www.bbc.co.uk/bitesize/topics/zgssgk7/articles/zqbcxfr">https://www.bbc.co.uk/bitesize/topics/zgssgk7/articles/zqbcxfr</a></p> <p>Why are bees important to flowers? Explain their job.</p> <p><b>Challenge-</b> WITH PERMISSION- find a flower and take it apart. Try and identify all of the parts of the flower. A lily is a really good flower to use for this.</p>
<b>Tuesday</b>	<p><b>Instruction writing – skills, language and planning</b></p> <p>a) Write 2 questions to introduce your instructions.</p> <p>b) Write down 5 sentences that start with imperative (bossy verbs) e.g. Trek to ..Peek at...</p> <p>c) Write a sentence of 3 actions to complete in one sentence. Crouch behind a tree, spray with perfume and cover your hat with leaves.</p> <p>d) Write some warnings. Beware.... Never.. Do not...</p> <p>e) Use the planning sheet to plan your instructions.</p>	<p><b>The Mystery of the missing glue sticks part 2</b></p> <p>Solve clues 2 and 3</p> <p><b>Challenge</b> – Write your own message using either code 2 or code 3.</p>	<p><b>Art with leaves.</b></p> <p>Your choice- What art will you do today. You can do more than one.</p> <p>a) Leaf rubbing- Use a crayon and take some rubbings of leaves and cut them out to make a collage.</p> <p>b) Leaf printing- use paint and print a leaf to make a pattern for a wrapping paper.</p>  <p>c) Observational drawing. Find and interesting leaf and draw it as carefully as you can</p>

			<p>looking at all of the patterns, veins and colours.</p> 
<p><b>Wednes day</b></p>	<p><b>Instructions- First draft and editing.</b> Write your first draft of your instructions using the plan you made yesterday.</p> <p><b>Checklist</b></p> <ol style="list-style-type: none"> <li>1) Check your punctuation in every sentence.</li> <li>2) Use commas after fronted adverbials</li> <li>3) Use imperative verbs</li> <li>4) Underline Subheadings for each section</li> <li>5) Use numbers to put the instructions in order</li> <li>6) Have you included a sentence of 3 for action?</li> <li>7) Have you used questions in the introduction?</li> </ol> <p><b>Edit and check spelling and whether your writing makes sense.</b></p>	<p><b>The mystery of the missing glue stick</b></p> <p>Solve clue 4.</p> <p><b>Challenge-</b> Use the same method as code 4 to write your own code clue about yourself.</p>	<p><b>PSHCE</b></p> <p>In the news, you may have seen lots of articles mentioning the global movement called Black Lives Matter.</p> <p>Watch the Powerpoint called Year 3 Black Lives Matter 2020.</p> <p>Watch the news round special episode on racism. <a href="https://www.bbc.co.uk/newsround/52978346">https://www.bbc.co.uk/newsround/52978346</a></p> <p>This website has some good books if you want to read some more. <a href="https://www.booksfortopics.com/black-lives-matter">https://www.booksfortopics.com/black-lives-matter</a></p> <p><b>challenge-</b> Write your own prayer or create a poster about Black Lives Matter.</p>
<p><b>Thursda y</b></p>	<p><b>Spellings – RULE 10 on spelling frame website.</b></p> <p>division invasion confusion decision collision television erosion fusion passion pension</p> <p><b>activity 1-</b> find the root word for words above. E.g. division= root word is divide. (Note- What about pension?)</p> <p><b>activity 2-</b> How many words can you make from the diagrams?</p> <p>1)</p> <p>occa</p> <p>inva + <span style="border: 1px solid black; padding: 5px; display: inline-block; text-align: center;">sion</span></p> <p>ero</p>	<p><b>Times tables-</b> Practice times tables on times tables rock stars.</p> <p><b>challenge –</b> DIVISION</p> <p>Write out the division facts for the 2x, 3x, 4x, 5x, 8x and 10x tables.</p>	<p><b>Topic- skeletons</b> What would happen if we did not have a skeleton?</p> <p>Skeleton has 3 different jobs to do. Look at the powerpoint and then complete the sheet on the skeleton at the end of this home learning.</p> <p><b>Challenge-</b> Watch the video on the skeleton on Tapestry. Why do we need muscles? Write a paragraph to explain.</p>



**Friday**

**Publishing your writing**  
 Choose 1 piece of writing from the writing on the jungle over the last 2 weeks to publish neatly.  
 Which will you choose?  
 a) 10 things found in an explorer's rucksack  
 b) Explorer's log  
 c) Instructions.  
 Make up a little booklet to publish and illustrate it using these diagrams to help you.

A4 paper

Fold it in half

Fold each side into the middle

Write inside and draw your jungle on the front

**Rows of coins**

- Take five coins: 1p, 2p, 5p, 10p, 20p.  
 Put them in a row using these clues.  
 The total of the first three coins is 27p.  
 The total of the last three coins is 31p.  
 The last coin is double the value of the first coin.
- Take six coins: two 1p, two 2p and two 5p.  
 Put them in a row using these clues.  
 Between the two 1p coins there is one coin.  
 Between the two 2p coins there are two coins.  
 Between the two 5p coins there are three coins.

**Stamps**

Tilly's parcel cost 55p to post.  
 She stuck on eight stamps.  
 Each stamp was either 10p or 5p.

How many of each stamp did Tilly stick on her parcel?

**Mindfulness afternoon-**  
 Which activity will you choose to do this afternoon?  
 You can do as many as you want to.

- Free drawing or free writing.
- Do some exercise outside.
- Write a letter to a friend and post it.
- Make up your own treasure hunt.
- Tidy your bedroom.
- Look at the 'would you rather' questions and think about what you and others would choose.

Daily activities and practice:			
<p><b>Daily reading:</b>          - Read for 20 minutes daily.          - When you have finished write some questions about the book- answer them as well.</p>	<p><b>Daily spelling / phonics practice:</b>  <a href="https://spellingframe.co.uk">https://spellingframe.co.uk</a>          - Look at the website</p>	<p><b>Daily Times tables / mental maths:</b>          Practice 2, 5,10, 3,4, 8, 9, 11 times tables using any of the sites below.          Aim for 20 minutes a day.</p>	<p>What can you do to be active and get <b>fresh air and exercise</b>?          What can you do to be active for 20</p>

<p>- Complete a book review. Would you recommend the book to someone? Why? Who was your favourite character? What was your favourite part and why?</p>	<p>- You can do them on the computer or write them in your book to practice.</p>	<p>Year 3-6:  <a href="https://play.trockstars.com/auth/school/student/32670">https://play.trockstars.com/auth/school/student/32670</a>  Year 1-2:  <a href="https://www.topmarks.co.uk/maths-games/hit-the-button">https://www.topmarks.co.uk/maths-games/hit-the-button</a>  <b>extra times tables activities</b>  <a href="https://timestables.co.uk/">https://timestables.co.uk/</a></p>	<p>minutes? E.g. Try doing jumps in the garden or go for a walk. Notice your heart beat by putting your hand on your heart at the start and end of your exercise. Is it beating faster than at the start?</p>
--	--	--	---

### Weekly Extension Project / Challenge Activity

The projects this term is all about growing things.

You have 2 options for projects this term.

#### Option 1 – Grow some plants and become a gardener.

You will need to DO these things over the next few weeks.

- a) **Go and choose some seeds that you would like to grow.** Will you choose flowers or vegetables? Vegetable Plants that grow quickly are herbs or salad leaves. Flowers like marigolds and sunflowers are also good to grow. If you have an area in your garden you could also plant carrots, spinach or courgettes or other vegetables.
- b) **Before you plant your seeds,** read the instructions on the packet, or research your chosen seeds to answer these questions- a) How long will your plants take to grow? B) What will they look like? c) Why did you choose those seeds?
- c) **Planting seeds** - Follow the instructions to plant them. Make sure you water them regularly. When the seeds start to grow- Give the plants a cool name on a label. Keep them somewhere warm and safe. As they get bigger, you may be able to plant them in a patch in your garden or put them in a bigger pot.
- d) **Observations** - Take photographs and record how they are growing over the next few weeks. What do you have to do to keep your plants or seeds healthy? Are you able to see how your plants are growing? Take measurements. How much have they grown in a week? Draw your plant at the end of 6 weeks. Was it successful? Were you able to see flowers or harvest anything or use parts of your plant in a meal?

#### OPTION 2 – Design a brand new plant and become a garden designer.

You will need to DO these things over the next few weeks.

- a) Design a brand new flowering plant. Draw a picture of what it looks like and label the parts. How big does it grow? Where in the world is it found? Why is it unusual? What is it called? (you can be as imaginative as you like!)
- b) Write instructions for planting and looking after your new flowering plant- What do you do with the seeds? How long does it take to grow? When should you plant it out? How do you look after it? (Use subheadings to help to structure your writing and imperative verbs in instructions).
- c) Design and make a seed packet to sell your plant in. You will need a front cover and a back cover with the instructions on it. You will need to investigate what information you need to include on your seed packet.
- d) Design a fantasy garden and make sure you include your plant in the design. What would your dream garden be? What would it include?

## How to uncover a Soupee bird

Are you mesmerised by the rare Soupee bird? Would you love to photograph this magnificent creature up close? If so, read on to find out how!

### What you need:

- A long rope
- A net full of chocolate buttons
- Classical music (saved on your phone or iPod)
- Perfume that smells like flowers
- Dry leaves from the jungle
- A good camera

### What you do:

1. First, trek deep into the jungle where the trees are dense. Always make sure you wear sturdy boots to do this.
2. Next, choose a tree with a wide trunk and loop your rope over the lowest branch.
3. After that, carefully tie your net of chocolate buttons to both ends of the rope so it hangs from the branch. Check the knot is tight.
4. Then, crouch behind the tree, spray yourself with the perfume and cover your hat with leaves. This will camouflage you.
5. As soon as you are hidden, play the classical music.

6. Next, wait patiently. The Soupee will be so tempted by the aroma of chocolate buttons and the beautiful sound of the classical music, it will leave its hiding place. It will discover the buttons and will peck at them whilst enjoying the music.
7. Finally, peek around the tree and take your chance to photograph the bird. Make sure you are really quiet or you will scare it away.
8. Now you have your precious photograph!

**Warning:** Never use white chocolate buttons as they might attract giant jungle pythons.

©Maria Richards 2020

## Glossary

**Here are the definitions of some of the technical vocabulary:**

***crouch:*** bend your knees and curl yourself in to get your body as low as possible

***camouflage:*** a way of hiding by covering yourself so you blend into your surroundings

***classical music:*** serious music following a long tradition

***tempted:*** to be attracted to do something that you probably shouldn't.

***aroma:*** the smell of something, usually something pleasant.



- ★ Now plan your instructions for setting up the trap. Use the planner below (and my instructions) to help you.

Underlying structure	Jot down your ideas in note form
<p>Ask a question to the reader to draw them in, e.g.</p> <p><i>Are you ...</i></p> <p><i>Would you ...</i></p>	
<p><b>What you need:</b></p> <p>List of items needed for the trap</p>	
<p><b>What you do:</b></p> <p>The steps you need to set up the trap. Use your adverbs to show the order</p> <p><i>First,</i></p> <p><i>Next,</i></p> <p><i>After that,</i></p> <p><i>Then,</i></p> <p><i>Now,</i></p> <p><i>Finally,</i></p>	
<p><b>Final word of warning</b></p>	

# WOULD YOU RATHER...?

... have a magic carpet that flies or your own personal robot?

... have one eye in the middle of your head or two noses?

... only be able to crawl on all fours or only be able to walk backwards?

... be able to fly or be invisible?

... have the chance to design a new toy or direct a movie?

... be ten years older or four years younger?

... be able to control the weather or have the ability to talk to animals?

... only be able to whisper or have an incredibly loud voice?

... speak every language or play every instrument?

... live in the desert or on a deserted island?

... have a pet dinosaur or a pet dragon?

... always have to enter rooms by announcing your name or always have to do cartwheels out?

... have wings but you can't fly or have gills but you can't swim underwater?

... be a unicorn or a pegasus?

... meet a superhero or a cartoon character?

... eat a whole jar of mayonnaise or drink a cup of hot sauce?

... live without music or without movies?

... discover a hidden treasure or discover a living dinosaur?

... kiss a frog or hug a snake?

... have lived in the 1870's or in the 1970's?

... shovel snow or rake leaves?

... have a car that can fly or go underwater?

... be trapped in a room with a friendly tiger or with 10 bumblebees?

... have a bucket stuck on your head or a cement block stuck on your foot?

... set the table before dinner or wash the dishes after dinner?

... jump into a pool of chocolate pudding or a pool of strawberry ice cream?

... have really small hands or really big feet?

... read minds or be invisible?

... eat pizza for every meal or ice cream for every meal?

... have a purple nose or green ears?

... see a giant ant or a tiny giraffe?

... always be dressed up or always wear your pajamas?

... go for a drive in a convertible or a double decker bus?

... have to wear a clown wig or a clown nose for the rest of your life?

... be able to live 100 years in the past or 100 years in the future?

... go to the doctor or the dentist?

... fly a helicopter or a commercial plane?



# The parts of a flower

Petal

stigma

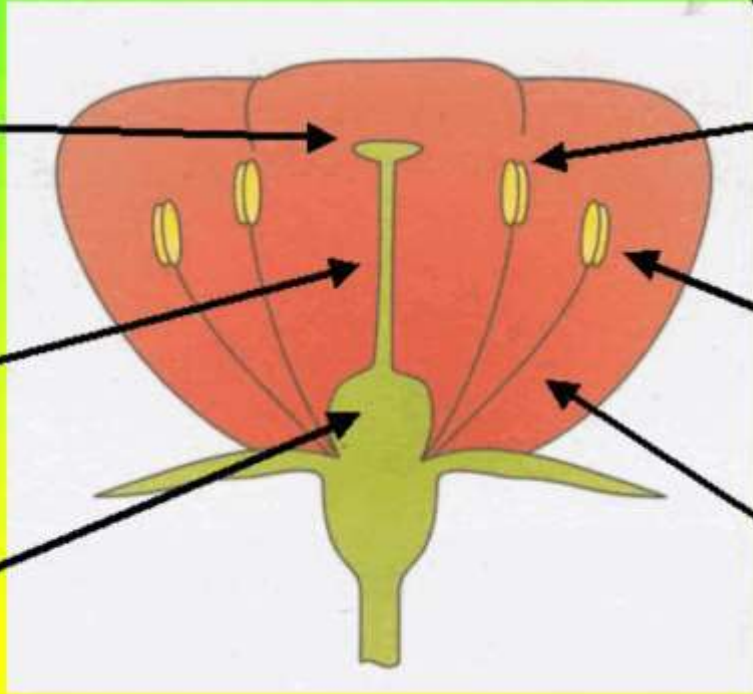
pollen

style

anther

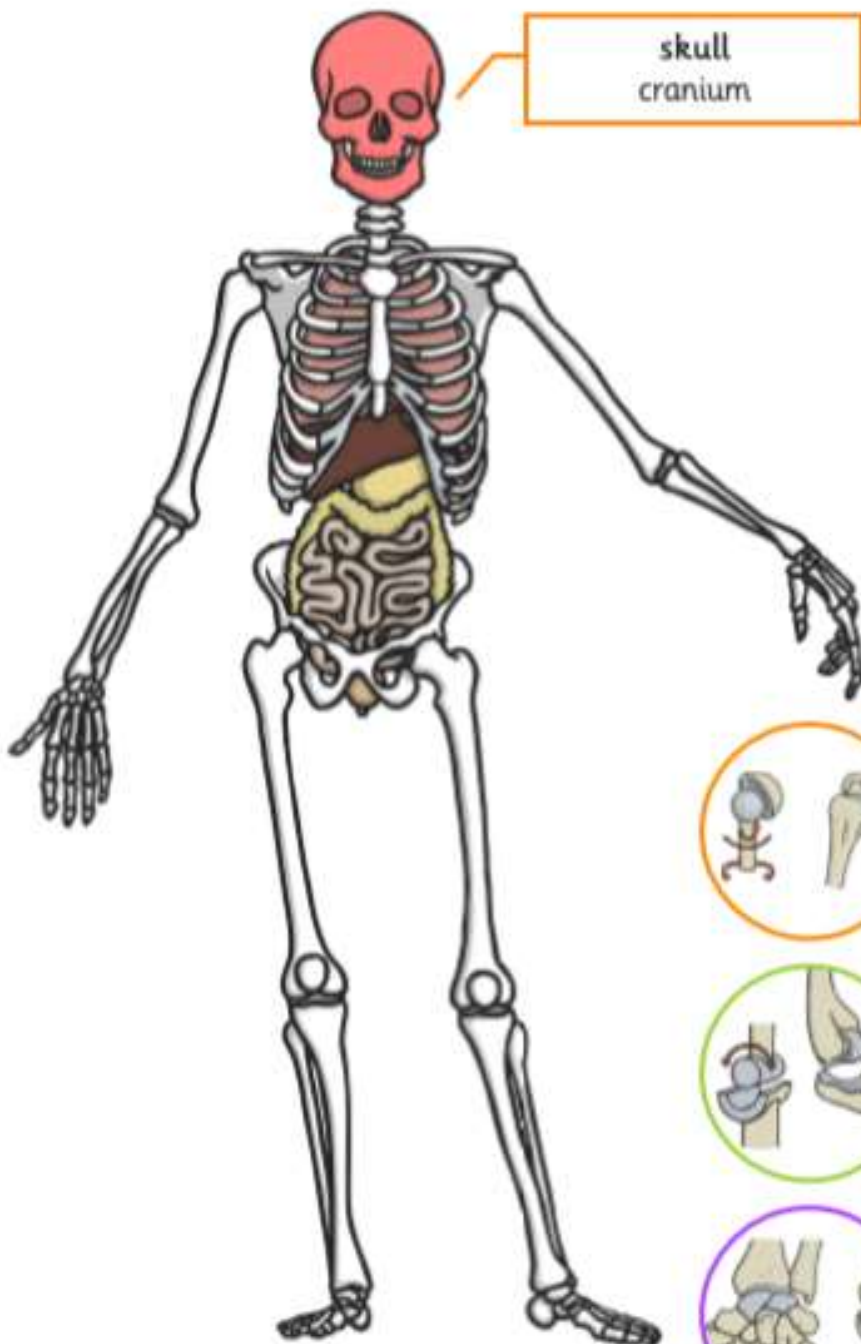
ovary

filament





# Skeleton Functions



skull  
cranium

## Task 1 - Protection

Label and colour in **red** the bones that protect organs in your body. (One has been done for you).

## Task 2 - Support

Label and colour in **blue** the bones that keep your body upright.

## Task 3 - Joints

Circle (o) the following joints in the body.



Circle the **ball and socket** joints in the skeleton in **orange**. (Example: Hip joint).



Circle the **hinge** joints in the skeleton in **green**. (Example: Elbow joint).



Circle the **gliding** joints in the skeleton in **purple**. (Example: Wrist joint).