Home Learning – Week commencing 22ND June

Year 1

Dear Parents. Our approach for this closure is to provide daily, meaningful learning activities that parents can provide *some* level of support with. Please see the accompanying letter for further details. With your support, we hope children will be encouraged to maintain their learning through the activities below as much as possible. Please can all recorded work be completed in the blank exercise book that has been sent home, apart from where the task dictates otherwise. Please use this area of our website for useful information: http://bathwickstmary.org/our-creative-curriculum/. Given the limitations of responding to individual needs and setting individual work, please feel free to adapt or change the activity for your child if appropriate. Thank you for your on-going support. Mr. Purkiss

Dear Year One,
It has been so lovely seeing some of you at school and a big well done to everybody, whether you have returned to school or are continuing your learning at home. This week in maths we will be revisiting our work on time. We made a start on this at the beginning of lockdown. It is a very important topic and one that is great to practise at home with your grown-ups, so please take time to make sure you know your days of the week and months of the year really well. Can you remember how to put them in the right order and how to spell them? We will also be looking at telling the time to the hour. In English we will be reading a fantastic new pirate story: **Captain Flinn and the Pirate Dinosaurs**.
We look forward to seeing what you get up to this week!
Yet again, huge thanks to the parents-You really have been amazing over the last couple of months. Please continue to use Tapestry to post pictures and comments and any questions you might have. If anything is unclear, please don't hesitate to ask.
From Mrs Hoskin and Miss Lozynskyj

	English	Maths	Topic
Day 1	Watch the Tapestry video of **Captain Flinn and the Pirate Dinosaurs** Discuss the different characters. Hot seat taking it in turns to be one of the characters. Ask questions. E.g: Are you a dinosaur? Are you big and scary? Are you scared of spiders? Act out some of the scenes in the story: Looking round the museum Tumbling out of the cupboard onto the ship Sailing to the island Meeting the pirate dinosaurs The arrival of Gigantosaurus	**Revision lesson:** **Can I recognise and order the days of the week?** **Enjoy this song with Jack:** https://www.youtube.com/watch?v=NscOFmaWSz0 Complete the sheet. 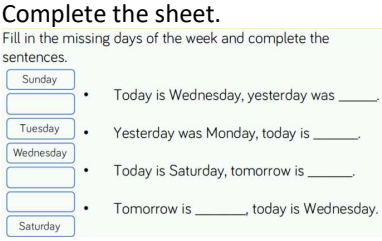 Fill in the missing days of the week and complete the sentences. Sunday Tuesday Wednesday Saturday • Today is Wednesday, yesterday was _____. • Yesterday was Monday, today is _____. • Today is Saturday, tomorrow is _____. • Tomorrow is _____, today is Wednesday. Challenge: Make flashcards for each day/ write the words in rainbow writing. Write a sentence describing what you do on each day.	**Art:** Watch the video https://youtu.be/2wOx_Y_9h1s **My Map Book.** Last week you made pirate treasure maps. This week you can make an ANYTHING map: A map of your family, your dog, your heart….. You can draw or paint it on paper, draw it in chalk on the ground, make it out of natural materials: twigs, leaves etc. or even playdough. Take a photo when you have finished.
Day 2	Starter: BBC supermovers prefixes and suffixes: https://www.bbc.co.uk/teach/supermovers/ks1-english-prefixes-and-suffixes-with-monty-mole/zm2rhbk You can also look at the powerpoint. Read through the story Captain Flinn and the Pirate Dinosaurs together or	Revision lesson: *Dates* **Can I recognise and order the months of the year?** https://www.youtube.com/watch?v=eECDZp4Oe84 Talk about the months of the year. Which month do we start from? Why? Look at a calendar and discuss birthdays and important months. Order the months on the sheet and	Geography Who recognises this? What do the letters and arrows represent? What is it used for?

<table>
<tr>
<td></td>
<td>watch the video. Children to choose words from the wordbank and make up pirate sentences using the words.
E.g. Captain Flinn bumped his head on the mast.
The pirate dinosaur slipped on a banana skin and burst into tears.
Violet gripped onto the edge of the ship and screamed for help.
Highlight the suffixes or write them in a different colour.

Suffixes for pirate sentences wordbank
<table><tr><td>leading
gleaming
amazing
looking
crashing
terrifying
frightening</td><td>slipped
picked
tumbled
shrieked
sailed
shouted
shuddered</td><td>yelled
crashed
amazed
looked
frightened
hugged</td><td>clambered
laughed
bumped
gripped
stamped
liked</td></tr></table></td>
<td>stick in books. Challenge: Write or draw a picture of something you might do each month.
In December We celebrate Christmas.
It is my birthday in March
Sometimes it snows in January.

True or False?
• All the days of the week end with the letter y
• All the months of the year end with the letter y
Explain your answer.</td>
<td>Watch/listen to this song:

https://www.youtube.com/watch?v=f2I81_BFb-s&safe=true

If you have a real compass:/or can use the compass on your mobile phone/ipad?

Use a compass to determine which direction is north. Look at it with your grown up and discuss what happens and how it works. Could you take it with you on a walk and get your grown up to give you directions? Try giving them directions too- E.g: ‘Walk three steps north, jump 10 spaces south’

If you don’t have a compass:
Play a compass games
https://www.mathsisfun.com/games/direction-nsew-.html</td>
</tr>
<tr>
<td>Day 3</td>
<td>Can you describe a pirate ship using the senses?
Re read the part of the story where the children arrive on the pirate ship.
We are going to step through our magic mirrors and imagine we are on that ship! Close your eyes and imagine you are on the ship. We are going to use our senses to describe what we can see, smell, hear and feel. Write a paragraph to describe the pirate ship. Use adjectives to describe what you can see, smell, hear and feel.

I can hear the other pirates snoring and the seagulls calling overhead.

I can feel the wind through my hair.
 </td>
<td>Wednesday Weighing Challenge!

Watch the video on Tapestry. This tells you everything you need to know. Have fun!

Days of the week song
https://www.bbc.co.uk/teach/supermovers/ks1-english-days-of-the-week/zd8njhv</td>
<td>Science
Exploring water!
We have explored materials that might be waterproof. Let’s explore water! Talk to a grown up about its properties. Can you pick a small toy (Lego figure/dinosaur/hatchimel) that you can put in a small cup? Then fill it with water. Put it in the freezer, check it every hour and try and time how long it takes to change. What might happen to it? Make a prediction. When it has changed, take it out of its container. Talk about it properties now. How could you rescue your frozen figure? What would be the quickest way?

(Try to let the children have their own ideas- some suggestions leave it to melt in the sun, hammer it out, heat it up)

Yu could write up your investigation if you wanted to!?</td>
</tr>
</table>

Day 4	**Can you design and label your own pirate dinosaur?** Use adjectives Use your best handwriting Terrifying teeth Scaly shoulders Glaring eyes	**Can I read o'clock times?** Some of you found this tricky when we looked at it before. Remember that the shorthand tells us what hour it is and the long hand tells us how minutes past the hour it is. Have a go at the sheets and remember to keep looking at clocks and watches throughout the week to practise. **Watch the songs from earlier in the week again to revise your days and months.**	PSHE: Black lives matter lesson: Watch this cbeebies story: https://www.bbc.co.uk/cbeebies/grownups/cbeebies-house-ben-everyones-welcome Look at the power point on Tapestry and chat about the issues raised. The final slide explains the task, which is to make a poster. Keep your poster in a safe place or maybe display it in your window. Note to parents: all children will be doing similar lessons so this is something you could do together, depending on the ages of your children. The children could make their poster with their siblings.
Day 5	Weekly spellings: put full our has come Challenge: door floor poor because find (from Y2 list)	**Handwriting and phonics** You may wish to choose 3 sentences from your English work this week and write them again in your best handwriting. **You can also use this time to finish any writing from earlier in the week.** **It might also be a good time to do some PE: See the box below or choose any outdoor activity which you enjoy.** **Free Phonics Play log in:** Username: **march20** Password: **home** **Try tricky word trucks or phoneme spot**	Golden Time **Choose an activity from the following list:** Learn the days of the week song- can you make up your own version? Make some happy notes and leave them around the house Find as many collections of 10 things in your house as you can Make a ship out of lego Do some pirate colouring
Daily activities and practice:			

Daily reading:	**Daily spelling / phonics practice:**	What can you do to be active and get **fresh air and exercise?**
Please record this in your reading diary. If you have finished the books that we sent home with you, you can get access to free books on: https://www.oxfordowl.co.uk/for-home/find-a-book/library-page/ Look for the level on your current reading books and choose one from this section	Try out some free games on **phonics play.** We are working on phase 5 as a class, but we also need to revise phase 3.	Choose any of the pirate activities from last week. Have you got any toy dinosaurs or pirates you could make a small world for using sticks, stones etc? Or maybe you have other toys that would like to pretend to be pirates. Practise dribbling with a ball. Set up a course with objects to dribble the ball round. Set up an obstacle course in the garden.

Tuesday English

Suffixes for pirate sentences wordbank

leading	slipped	yelled	clambered
gleaming	picked	crashed	laughed
amazing	tumbled	amazed	bumped
looking	shrieked	looked	gripped
crashing	sailed	frightened	stamped
terrifying	shouted	hugged	liked
frightening	shuddered		

Monday maths

Fill in the missing days of the week and complete the sentences.

Sunday

Tuesday

Wednesday

Saturday

- Today is Wednesday, yesterday was _____.
- Yesterday was Monday, today is _____.
- Today is Saturday, tomorrow is _____.
- Tomorrow is _____, today is Wednesday.

Tuesday maths

Can I recognise and order the months of the year?

March August February

October May November

July January September

December April June

In January…….

I go…….in August

Thursday maths

Match the times to the clocks.

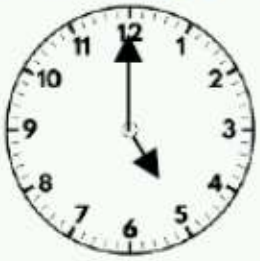

9 o'clock

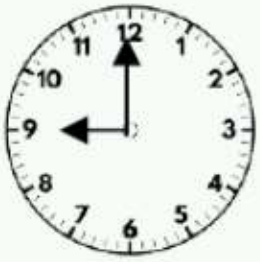

Two o'clock

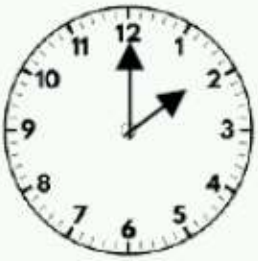

5 o'clock

Complete the times.

The time is ___ o'clock

The time is ___ o'clock

Challenge

Draw the hour hand and minute hand on clock faces to show the times:

Eight o'clock 1 o'clock Twelve o'clock

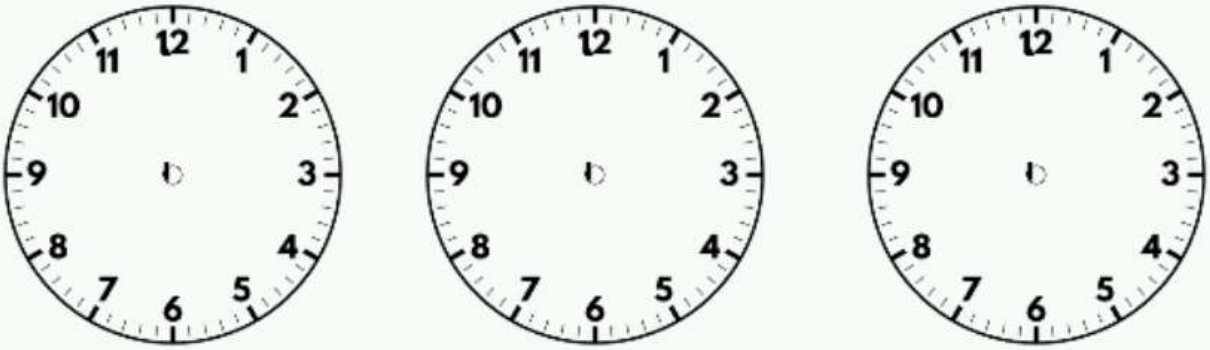

Super challenge:
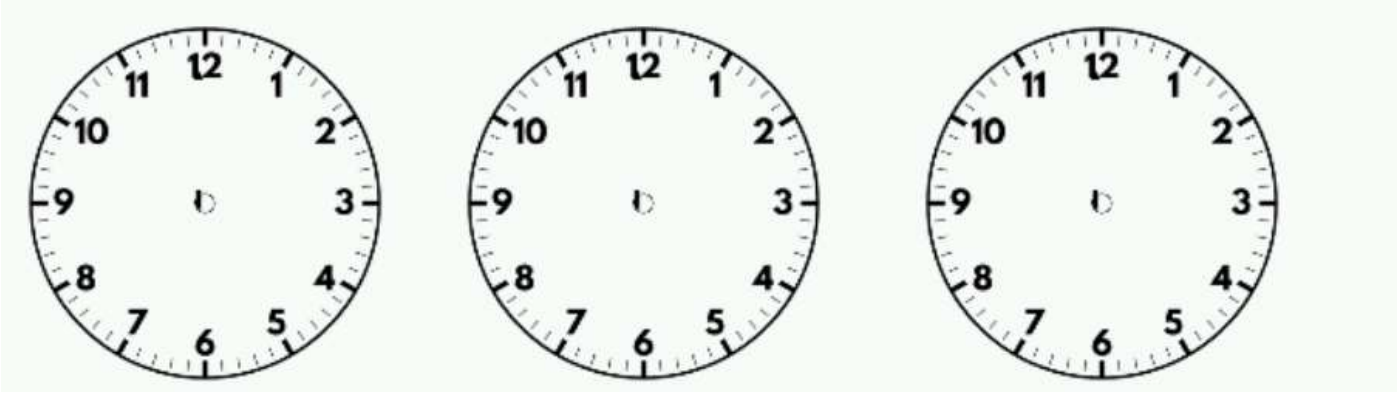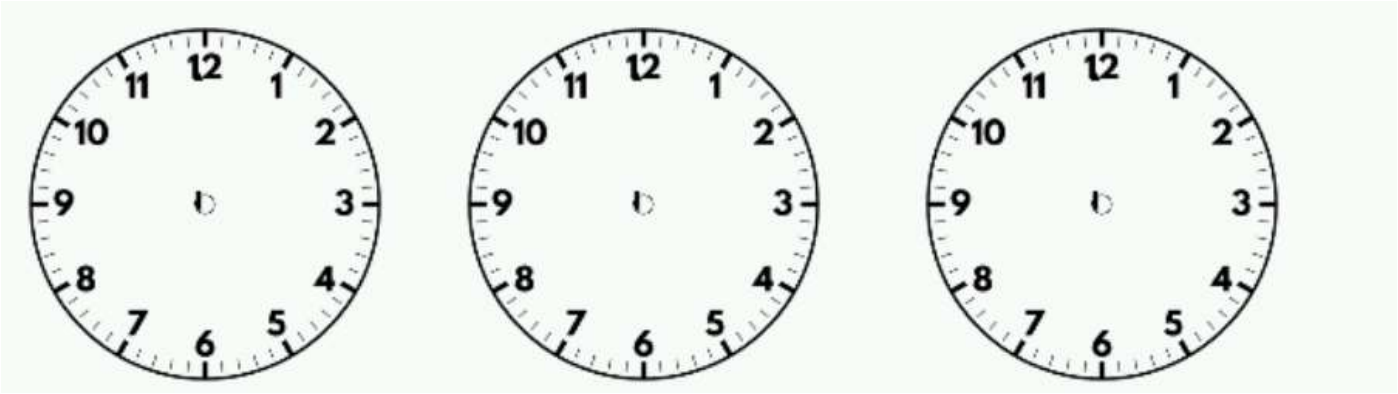
Make up your own times on the clocks below: