



Home Learning – Week commencing 4 May

Year 1

Dear Parents. Tapestry is now live: <https://tapestryjournal.com/> Please login and view the teachers’ videos on the ‘Memos’ tab and share any learning or activities on the ‘Observations’ tab. Thank you! We seek to provide daily, meaningful learning activities that parents can provide some level of support with. We hope children will be encouraged to maintain their learning through the activities below as much as possible. Please can all recorded work be completed in the blank exercise book that has been sent home, apart from where the task dictates otherwise. Please use this area of our website for useful information: <http://bathwickstmary.org/home-learning-resources-2/> Please feel free to adapt or change the activity for your child if appropriate. Thank you for your on-going support. Mr. Purkiss



Dear Year One,




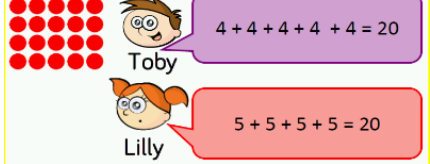
It has been lovely seeing what you have all been up to on Tapestry- What a busy, creative bunch you are! We look forward to seeing what you get up to this week! On Friday 8th May it is the 75th anniversary of VE day. We haven’t set any learning for this day as it is a Bank holiday, but we have given you a list of ideas of activities you could do. Why not have a celebratory picnic?



Keep smiling!

Mrs Hoskin and Miss Lozynskyj

	English	Maths	Topic
Day 1	<p>To Listen to and re-tell a story Listen to Miss Lozynskyj read ‘A day with the Animal Builders’ on Tapestry.</p> <p>Discuss the story with your grown up. Talk about the parts you liked and the job that builders do.</p> <p>Could you use some animals and objects to re tell the story or make up your own?</p>	<p>Can I make arrays? Watch the Monday maths video on tapestry. I will explain what arrays are and how you can make them.</p> <p>Build the array shown with counters. Complete the sentences.</p> <p>There are ___ apples in each row. There are ___ rows. ___ + ___ + ___ = ___ There are ___ apples altogether.</p> 	<p>Science This week we are thinking about the building materials houses are made from.</p> <ul style="list-style-type: none"> Look at the pictures below or find some of houses around the world built using different materials. Discuss with your grown up.  <ul style="list-style-type: none"> On one of your daily walks, look at the different houses and buildings around you. What materials do you think they are made from? Why do you think materials like glass and bricks are used? Visit http://www.crickweb.co.uk/ks1/science.html#materials and see if you can label the house correctly.

<p>Day 2</p>	<p>To Write a story about the animal builders. Can you write another adventure for the animal builders?</p> <p>What do they build? Who is working on site? What mischief does pig get up to?</p> <p>Here is the start of mine:</p> <p>One day the Animal builders were called to a job on the beach. The crabs wanted to build a new sandcastle house. Donkey led the team. Pig fell asleep on the way.</p>	<p>Can I make and describe arrays? How many fish are there in each column? How many fish are there in each row? How many fish are there altogether? Can you make your own arrays and describe them? You can draw them in your book or make them with objects or counters.</p> 	<p>Geography Last week you looked at the location of your home and our school on google maps.</p> <p>Draw a map from your house to school. Think about what you see on the way. Trees, friend's houses, bridges, Sydney gardens? Make sure you draw some key landmarks on it! Make it colourful and bold. You could even write your address or postcode on the map if you can remember it from last week.</p> 
<p>Day 3</p>	<p>Design a 'Keep Safe on a building' site poster.</p> <p>Watch the video about building Site Safety.</p> <p>https://www.youtube.com/watch?v=tnxeP-NrdWA</p> <p>Can you design a poster that shows people how to keep safe on a building site? What should they wear? What should they do/not do?</p>	<p>Can I solve problems using arrays?</p> <p>Mo and Libby are making arrays.</p>  <p>Who has made a mistake? Explain why. Challenge: Can you make up your own problem using arrays?</p>	<p>RE: Think about the story of The Lost Son from last week's learning. The father shows the Christian values of love and forgiveness. Christians believe that God is loving and forgiving like a parent. Draw an outline of a parent. Inside, write or draw what parents do or say to show they love their children. On the outside, draw or write what children do or say to show they love their parents.</p>
<p>Day 4</p>	<p>Weekly spellings:</p> <p>oak coat goat boat road</p> <p>Challenge:</p> <p>load soap toad foal boatman</p>	<p>Toby and Lilly are writing number sentences to describe the array.</p>  <p>Who do you agree with? Explain why. How many different arrays can you make using 20 counters? Challenge: Can you say the matching number sentences?</p>	<p>Art: Draw a picture of a famous building. It can be a building in Bath or a building from another city or country. You can copy from a photo or ask a grown up to help you research on the computer. Make sure you write the name of the building. Why did you choose this building?</p>

Day
5

Bank Holiday



Daily activities and practice:

Daily reading:

Please record this in your reading diary.

If you have finished the books that we sent home with you, you can get access to free books on: <https://www.oxfordowl.co.uk/for-home/find-a-book/library-page/> Look for the level on your current reading books and choose one from this section

Handwriting and phonics Free Phonics Play log in:

Username: **march20**

Password: **home**

Practise the **ow** phoneme.
Play phoneme spotter-investigating alternative spellings/ow
Practise spelling the tricky words:

thought
through
work
mouse

Write some sentences in your book in your best handwriting. Include some **ow** words and some of the tricky words if you can.

What can you do to be active and get **fresh air and exercise**?

- Go for a scooter/bike ride.
- Make a hopscotch grid.
- Play football or basketball.
- Make a den outside.
- Set up a campsite.
- Start your day with Jumpstart Johnny, just like we sometimes do at school
<https://www.jumpstartjonny.co.uk/home>

Weekly Extension Project / Challenge Activity

- Visit Ivor and his friends for building games and printable activities:
<https://www.ivorgoodsite.org.uk/kidszone/games/>
- Could you find out about VE day this week? Do some research or think about how you could celebrate this day. Here are some ideas:



ACTIVITY IDEAS



- Could you write a postcard to a missing family member telling them about your VE day celebrations? You might draw a picture on the other side to show what you did and what you saw.
- How about dressing up and giving each other names which were common in the 1940s?
- What happened in your local area on VE Day? Can you investigate the local history of this event?
- Practice creating your own radio broadcast about VE Day. Perhaps you could be Winston Churchill?
- Could you create a VE Day feast – using rationed ingredients, of course?