



Home Learning – Week commencing 1st June

Year 1

Dear Parents. Our approach for this closure is to provide daily, meaningful learning activities that parents can provide *some* level of support with. Please see the accompanying letter for further details. With your support, we hope children will be encouraged to maintain their learning through the activities below as much as possible. Please can all recorded work be completed in the blank exercise book that has been sent home, apart from where the task dictates otherwise. Please use this area of our website for useful information: <http://bathwickstmary.org/our-creative-curriculum/>. Given the limitations of responding to individual needs and setting individual work, please feel free to adapt or change the activity for your child if appropriate. Thank you for your on-going support. Mr. Purkiss

Dear Year One,

We hope you have had a good holiday and enjoyed the lovely sunshine!

Your English task this week is to write a diary. Life is a bit different at the moment and lots of children all over the world are writing diaries, to record what they have been doing. It will be interesting to look back on it in years to come. Each day this week, we would like you to write a few sentences describing what you have been doing. As many of you complete your English work early in the morning, you can write about what you did the day before, or you might like to write about something you did in the holidays. You can illustrate your work with a drawing or post a picture on Tapestry. We love seeing what you have been getting up to!

With love from




Miss Lozynskyj and Mrs Hoskin

	English	Maths	Topic
Day 1	<p>Start your diary</p> <p>Remember to write in the past tense, as you are writing about things that have already happened.</p> <p>For example: Sunday 31st May</p> <p>Today I played in the garden with dad. In the evening we watched a movie.</p> <p>You can see that this will be a great way to practise your suffixes- played Watched</p>	<p>Can I show a quarter of shapes?</p> <p>Complete the Monday maths sheet (at the end of the home learning) or make up your own shapes and colour in one quarter. Challenge:</p> <div style="border: 1px solid #ccc; padding: 10px;"> </div>	<p>Science:</p> <p>We have been blessed with such sunny warm weather. Can you think back to our science in the Autumn term and how we learnt lots of facts about the sun. Tell your grown ups any that you can remember.</p> <p>Watch this story about keeping safe in the sun: https://www.youtube.com/watch?v=EwyqaLnsi5Q</p> <p>Then design your own sunhat. There is a template attached. Make it as colourful as you can!</p>
Day 2	<p>Carry on with your diary</p> <p>Maybe today you can write about how you are feeling:</p> <p>I made a huge Lego tower and I felt really proud!</p>	<p>Can I find halves and quarters?</p>	<p>Geography:</p> <p>You have been learning about your local area. Discuss all the things you have learnt about with your grown up and fill out the attached sheet.</p> <p>Can you draw and write about places that are in your local area?</p>

Use the squares to show:

- Less than a quarter shaded.
- Exactly a quarter shaded.
- More than a quarter shaded.



Then try the Tuesday sheet at the end of the home learning

Day 3

Diary day three

Today in your diary, we would like you to focus on your punctuation. Check your work for capital letters and full stops.

Can I find a quarter of a quantity by sharing equally?

Watch the maths video. Then share your own groups equally and complete this number sentence:

There are _____

There is _____ in each quarter.


A quarter of _____ is _____.

Challenge:

Which numbers can't you split into quarters exactly?

Super challenge:

Mr. White has asked his class to put one quarter of the balls into the hoop.



Ben: I'm going to put one ball in the hoop.

Libby: I'm going to put three balls in the hoop.

Harry: I'm going to put four balls into the hoop.

Who is correct? Can you explain any mistakes made?

Art:

Draw a self-portrait.

Look carefully in the mirror at your face. Ask yourself these questions before you start drawing:

- What shape is your face?
- How big are your eyes?
- How much space is there between your eyes?
- Where are your ears? How long is your nose?
- How wide is your neck?

When you have had a really good look, start to draw your face. Keep looking back in the mirror. Don't worry if you make a mistake. We all know that making mistakes helps us to learn!

Day 4

Final diary entry.

Today please focus on your handwriting. You do not have to join your letters; concentrate on forming them correctly.

You may like to read your diary to a grown up in your house or over the phone- or you might want to keep it private!

Can I find a quarter of objects by drawing and using counters?

Try these and then the sheet at the end of the home learning.


Use counters to complete the sentences.

A quarter of 4 is A quarter of 8 is


1 is one quarter of 3 is one quarter of

Share each quantity into four equal groups.


There are 4 cakes. There is _____ cake in each quarter. A quarter of _____ is _____



There are 12 sweets. There are _____ sweets in each quarter. A quarter of _____ is _____



There are 12 peaches. There are _____ peaches in each quarter. A quarter of _____ is _____



RE:

Our new topic is Who Made the world? We will be discussing the Christian story of Creation next week. This week I would like you to explore an outside space, your garden or somewhere you visit on a walk. Chat about the beautiful things you see and maybe take a photograph, draw a picture or write a couple of sentences about what you see.

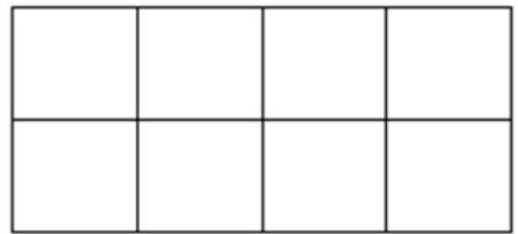

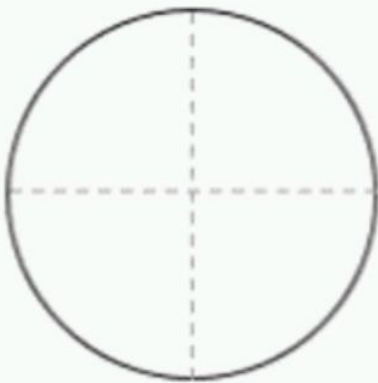

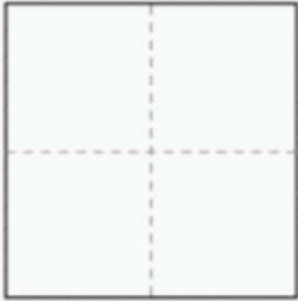

Day 5	<p>Weekly spellings: We have covered all the Year One spellings, so this term we will be revising our tricky Words:</p> <p style="text-align: center;">the once me of push</p>	<p>Phonics Free Phonics Play log in: Username: march20 Password: home Try this phase 3 tricky word song: https://video.search.yahoo.com/search/video?fr=mcafee&p=year+one+tricky+words#id=2&vid=204b0c19c8872e8ae58ad5dce9e55aa7&action=click Handwriting: You could write your own silly sentences using this week's spellings or make you own flashcards. Or try these ones. (Grown up to dictate and see how you go. This is good preparation for year 2.)</p>	<p>Golden Time Choose an activity from the following list:</p> <p>Make sandwiches in strange shapes.</p> <p>Make binoculars with toilet roll tubes and watch the birds.</p> <p>Complete an observation drawing of something natural, like a plant.</p> <p>Make a band from kitchen pots and pans.</p> <p>Learn a dance routine</p>
	<p>Challenge:</p> <p style="text-align: center;">friend there today school where</p> <p style="text-align: center;">Look on Twinkl for Year 2 Common exception words if you need more challenge.</p>	<p>The ice in my lemonade is sinking. Is that big, strong, stinking thing a skunk? She got a dunking in the swimming pool.</p>	

Daily activities and practice:

<p>Daily reading:</p> <p>Please record this in your reading diary.</p> <p>If you have finished the books that we sent home with you, you can get access to free books on: https://www.oxfordowl.co.uk/for-home/find-a-book/library-page/ Look for the level on your current reading books and choose one from this section</p>	<p>Daily spelling / phonics practice: Try out some free games on phonics play. We are working on phase 5 as a class, but we also need to revise phase 3.</p>	<p>What can you do to be active and get fresh air and exercise?</p> <ul style="list-style-type: none"> • Kitchen utensil bubble wands.-Go through a kitchen drawer and collect slotted spoons, spatulas, and anything else that has holes to make bubbles. Make your own bubble solution and then head out to see which utensil creates the best bubbles! • "Bake" <u>mud pies</u> and muffins. • Make a slip and slide using a ground sheet and a hose! • Make an obstacle course using your toys. • Have a teddy bears picnic. • Go for a bike ride. • Go for a walk in the woods.
--	--	---

Weekly Extension Project / Challenge Activity

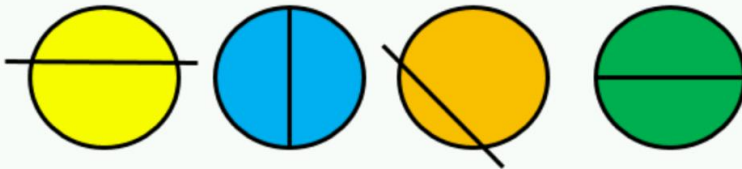
Monday maths: Can I show a quarter of shapes?



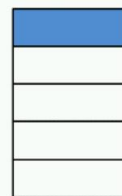
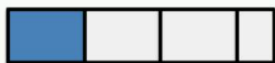
Tuesday maths

Can I find halves and quarters?

Which circles have been split into equal halves?



Tick the shapes that show quarters.



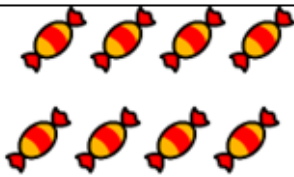
L1: Can I find a quarter of objects by drawing and using counters?



There are _____ bears.

There is _____ in each quarter.

A quarter of _____ is _____.



There are _____ sweets.

There are _____ in each quarter.

A quarter of _____ is _____.



There are _____ apples.

There are _____ in each quarter.

A quarter of _____ is _____.

Use counters to complete the sentences.

A quarter of 8 is _____.

A quarter of 12 is _____.

2 is one quarter of _____.

1 is one quarter of _____.