Home Learning – Week commencing 11 May

Year 1

Dear Parents. Tapestry is now live: https://tapestryjournal.com/ Please login and view the teachers' videos on the Memos tab and share any learning or activities on the Observations tab. We seek to provide daily, meaningful learning activities that parents can provide some level of support with. We hope children will be encouraged to maintain their learning through the activities below as much as possible. Please can all recorded work be completed in the blank exercise book that has been sent home, apart from where the task dictates otherwise. Please use this area of our website for useful information: http://bathwickstmary.org/home-learning-resources-2/ Please feel free to adapt or change the activity for your child if appropriate. Thank you for your on-going support. Mr. Purkiss

Dear Year One,

We hope you all enjoyed the bank holiday weekend. It has been lovely seeing what you have all been up to on Tapestry. Please continue to choose a couple of photos each week to share with us. We will be looking at all your photos and will send each of you a message once or twice a week.

This week in English we are going to research some famous Landmarks and make a fact book. I have given instructions on how to make a simple 'book' but if you wanted to get more creative there are some fab ideas on Pinterest and your book can be in whatever form you would like! It is a project for the week, we hope that you enjoy it.

We look forward to seeing what you get up to this week!

Love from Mrs Hoskin and Miss Lozynskyj

	English	Maths	Topic
Day 1	**To research Famous Landmarks** Iggy Peck bases some of his buildings on Famous Landmarks. Today you need to pick 2 or 3 famous landmarks that you might like to find out about. Can you find some facts about them using books and the internet (with your grown ups help). Draw 2 or 3 mini mind maps in your book and write down a few facts about each. **Here are some ideas:** Eiffel Tower Big Ben Great Wall of China Sydney Opera House Statue of Liberty 	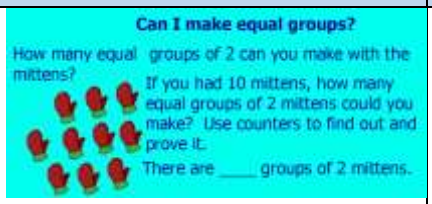 I am so impressed with all your home- made counters! Get 10 counters and complete these sentences: I can make___ equal groups of 2. I can make ____equal groups of 5. Challenge: What equal groups can you make with 20 counters? Super challenge: What other numbers can you divide into equal groups of 2,5,10?	**Science** Watch Miss Lozynskyj's 'Paper Poem' on Tapestry. Listen to the poem and discuss with a grown up. Can you think of any other uses for paper? Watch this video clip about how paper is made: https://www.bbc.co.uk/teach/class-clips-video/science-ks1-ks2-how-is-paper-made/zryb92p Can you find bits of different types of paper around your houses and explore how they feel. You could pick one of the following activities to explore: • Stick them all down and label them • Make a paper chain • Draw a tree and use different papers to decorate it • Draw trees on different types of paper and see how it feels (Tissue paper is fun to draw on).

Day 2	To make a fact book Make a book by folding an A4 piece of paper in half. Use the pages as follows: 1. Front cover -Leave blank 2. Landmark 1 3. Landmark 2 4. Landmark 3 Draw some lines for your writing and leave a space for your picture at the top (on pages 2,3 and 4). Big Ben Can you write about the first Famous Landmark? Use your research from yesterday. Draw a picture of it!	Have a go at this puzzle: 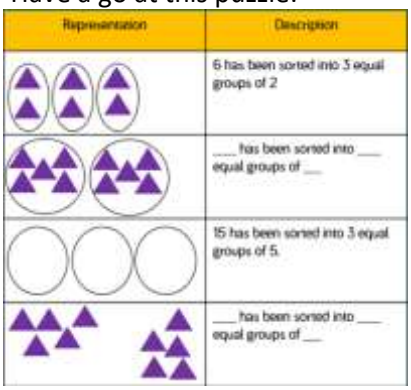 Challenge: Make up your own puzzle with equal groups. See if your parents can solve your puzzle. Maybe video call a friend or relative and see if they can solve it!	Geography On one of your daily walks in your local area look at the signs and road markings around you. **Discuss these questions with a grown up:** What do you see? What do the signs and road marking mean? Is the road where you live busy or quiet? Take some pictures of some of the road signs. You could have a go at drawing some if you wanted to!
Day 3	Write about the other Famous landmarks you researched. Check that you are: ✓ Using Capital letters, finger spaces and full stops in the right places. ✓ Spelling your key words correctly. ✓ Forming your letters correctly and that they are sitting on the line.	**Can I share objects into equal groups?** 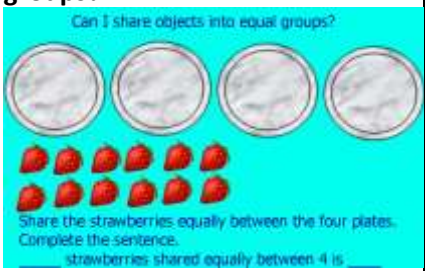 Now have a go at sharing your own groups of objects into groups. Challenge: Lola has 16 bananas. She shares them equally with Koya. How many bananas do they each have? Super challenge:	PSHE: Try this mindfulness exercise. Find 4 sticks and arrange them on the ground to make a square. Spend a few minutes looking carefully at your square. What can you see? Are there any insects moving about in your square? Sit quietly and listen to the sounds around you. What can you see in my square?

Day 4	Now you can draw your pictures. Colour them in and think about what you might draw on your front cover.  Include the title' Famous Landmarks'! Make sure you post pictures of your finished books onto Tapestry, we would love to see them.	Art: Can you make a collage of a house using stuff from your recycling box? 	 Watch my video on Tapestry to see how I do it.
Day 5	Weekly spellings: these even like time ripe Challenge: scene complete shine inside slide	Handwriting and phonics **Free Phonics Play log in:** Username: **march20** Password: **home** Handwriting and phonics **Free Phonics Play log in:** Username: **march20** Password: **home** Play Flashcards: Speed Trial on phonics play or make flashcards of all the phonemes from your phoneme mat- phase2/3 or 5. Write these sentences: **I found out about the brown cow.** **A wise owl can turn its head right round.** **We had a row about the loud sounds.** Discuss/ highlight the different **ow** sounds.	Golden Time **Choose an activity from the following list:** **Play a board game** **Play hide and seek** **Perform a puppet show- you could even make your own puppets!** **Relax in the garden with some books** **Watch your favourite film** **Review the week's learning and upload some pictures to Tapestry**
Daily activities and practice:			

Daily reading:	**Daily spelling / phonics practice:**	**Daily Times tables / mental maths:**	What can you do to be active and get **fresh air and exercise**?
Please record this in your reading diary. You can get access to free books on: https://www.oxfordowl.co.uk/for-home/find-a-book/library-page/ Look for the level on your current reading books and choose one from this section. If you are after physical books and are stuck for ideas, then the e-books on Oxford Owl might be a good place to start. Find titles you may be interested in at your child's level and try searching on the internet as they may be available to buy online (Waterstones, The Book People ,Amazon). www.Books2door.com has lots of sets and you can choose age range/level for guidance.	**Try out some free games on phonics play.** We are working on phase 5 as a class, but we also need to revise phase 3.	**Throw and catch a ball whilst practising counting in 2s/5s or 10s: You say 2 and throw the ball. Your partner catches it and says 4… How far can you go?** Try some of the maths dances on BBC Supermovers.	**Sense Sensation** Look around your outside space for things that are rough, smooth, squashy or crunchy. Without damaging any wildlife, create a feely bag for a family member by putting some of the items into a bag. Invite them to close their eyes and identify the objects they feel inside. **Texture Trail** Find all the patterns and textures you can on this texture scavenger hunt. Take a crayon and piece of paper with you and make a rubbing of the interesting patterns you see. Can other family members guess what object the pattern is from?

Weekly Extension Project / Challenge Activity

Can you build one of the famous landmarks you found out about? How about using some ideas from Iggy Peck?

You could use any materials you wanted to. Cardboard boxes, Lego, straws, cups or anything else you think would work. Your landmark needs to be able to stand up on its own!